



*An Online PDH Course
brought to you by
CEDengineering.com*

Introduction to Building Automation Systems

Course No: A02-013

Credit: 2 PDH

Ahmad Hammouz, P.Eng., LEED AP.



Continuing Education and Development, Inc.

P: (877) 322-5800
info@cedengineering.com

www.cedengineering.com

1.0 Introduction to Building Automation Systems

Building automation systems (BAS) are centralized systems that manage and automate various building systems such as: HVAC, refrigeration, plumbing, electrical power, lighting, fire protection, life safety and other building systems. The integration of these building systems through BAS allows for automated control, management, and real-time monitoring enabling greater operational efficiency as well as improved occupancy comfort. The automation of the operation of multiple building systems under BAS allowed achieving complex functionalities and sequences of operation that were not possible prior under older pneumatic control systems for example.

1.1 Importance of BAS

- BAS help in minimizing energy consumption by automating certain building systems such as HVAC and lighting systems based on real-time data from sensors. For example, HVAC systems can modulate their heating/cooling/ventilation output capacities based on occupancy levels or outdoor air temperature, ensuring that energy is only used when necessary.
- By automating parameters in certain building systems, BAS ensure optimal comfort for building occupants. For example, lighting systems can adjust to provide the ideal illumination based on occupancy and daylight levels.
- By integrating life safety and fire protection systems to the BAS, building operators can monitor and control the safety and security of buildings through their operator interface. For example, in the event of a fire, the BAS can send automated notifications (automated alarms, calls, text messages, and emails) to building operators and automatically shut down HVAC systems to prevent smoke from circulating. Furthermore, the BAS can be programmed to automatically open emergency exits, making it easier for occupants to evacuate safely.
- Modern BAS can collect vast amounts of data from a variety of sensors. This data can be analyzed to provide insights about the building performance, energy usage, and system maintenance status. Building managers can use this information to optimize building

operations, perform predictive maintenance, and make data-driven decisions for future building improvements.

1.2 Historical Evolution of BAS

BAS have undergone significant advancements over the past few decades, evolving from basic pneumatic controls to modern Direct Digital Controls (DDC) allowing for real-time data collection from various systems, remote monitoring and automated control, therefore optimizing the operation of building systems and providing valuable insights into the overall performance of buildings.

1.2.1 Pneumatic Control Systems (1950s-1970s)

- Pneumatic controls marked a significant advancement, especially for HVAC system controls. Pneumatic control systems rely on compressed air to send signals to various control components, such as damper and valve actuators. Typical system components include air compressors, air dryers, filters, and control devices that regulate the pressure of the air delivered to the system. The control signals adjust the operation of HVAC components based on control inputs (space temperature, outside air temperature, etc.) which are transmitted through the pneumatic tubing.
- Pneumatic controls were limited to individual building systems without interoperability. Since these systems lacked interoperability, different building systems could not communicate or work together to achieve certain sequences of operation. Furthermore, the fact that they rely on air pressure made them less responsive and accurate compared to modern digital controls. In addition, they require regular maintenance to ensure that air compressors, filters, and other components are working effectively to avoid potential leaks and inefficiencies. Figure 1 below indicates the basic components of pneumatic control systems.

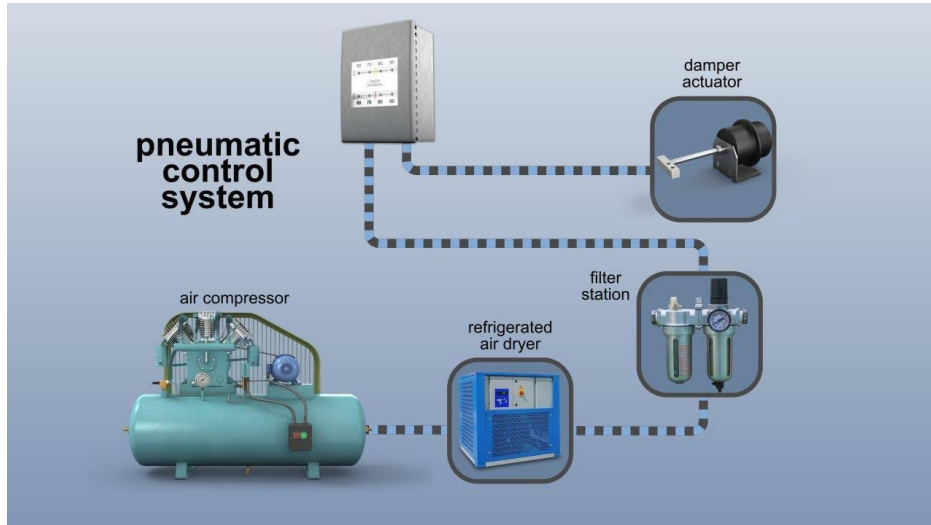


Figure 1: Basic Pneumatic Control System Schematic

1.2.2 Electric Control Systems (1970s - 1980s)

- Electric control systems gained popularity in the 1970s and 1980s and started replacing pneumatic control systems in buildings. These systems utilize relays, time delays, clocks, thermostats, electric actuators, and various other electric devices to control HVAC systems. These systems required less calibration (compared to pneumatic control systems) and it was easier to modify the sequence of operation for electric control systems, compared to pneumatic control systems.

1.2.3 Direct Digital Control (DDC) Systems (1980s - Present)

- DDC systems presented a major advancement by replacing analog electric controls with digital programmable systems. A defining feature of DDC systems is the adoption of open communication protocols such as BACnet, which allows interoperability between various systems and third-party equipment like chillers and boilers, enabling the customization of sequences of operations involving multiple building systems and equipment manufacturers.
- DDC systems can monitor and control multiple building functions from a single location, supporting facility operators in real-time remote management of different building systems. Furthermore, DDC systems leverage sophisticated supervisory controls, which not only

provide advanced operational capabilities but can also integrate with the electric grid, enabling better energy management and load response.

- With the advancement of internet, BAS adopted web-based interfaces and cloud storage, allowing operators to manage buildings and access data remotely.



Figure 2: Direct Digital Control (DDC) System Panel

1.2.4 The future of BAS

The Internet of Things (IoT) has enabled devices within BAS to communicate and share data in real time, further enhancing the adaptability of these systems to respond to conditions in real-time. Furthermore, modern BAS use machine learning for predictive maintenance and fault detection minimizing operational costs of buildings resulting in improved energy efficiency and operational longevity of building systems. The next frontier in BAS is achieving fully autonomous operations. Such systems will continuously monitor and adjust to optimize energy efficiency, occupant comfort, and system performance without human intervention.

1.3 Components of the Modern BAS

The core components of BAS are sensors, field devices, controllers, communication networks, and user interfaces, each playing a specific role within the system to ensure intended functionalities are achieved.

1.3.1 Sensors

Sensors are the fundamental components of BAS and are responsible for collecting data from various environments within the building. They measure parameters like temperature, humidity, occupancy levels, light intensity, and air quality. The information gathered by sensors is crucial for the BAS to maintain system controls within parameters and respond to changes effectively.

1.3.2 Field devices:

Field devices include components like airflow monitors and differential pressure sensors. Field devices typically respond to signals from BAS controllers to achieve the intended function or sequence of operation. For example, control valves and dampers regulate fluid and air flows within HVAC systems and respond to commands from BAS controllers to adjust their position based on certain conditions.

1.3.3 Controllers

Controllers are the brain of BAS. They receive data from sensors, process it, and send commands to other system components, such as field devices, HVAC units, lighting systems, etc. Controllers use algorithms and predefined rules to make decisions, ensuring that building operations are aligned with the desired set parameters to achieve the intended functions of occupancy comfort, energy efficiency, and safety.

1.3.4 Communication Protocols

Communication protocols allow different components of BAS to communicate effectively. These protocols standardize communication between devices, enabling seamless integration and interoperability among diverse systems. BACnet and Modbus are two widely used protocols.

1.3.5 User Interface and Operator Workstation

The user interface, often a terminal or dashboard, is where facility managers or operators interact with BAS. It provides a centralized platform for monitoring system performance, adjusting settings, and receiving alerts and alarms about potential operational issues. The interface is designed to present information in an intuitive way, allowing operators to manage the BAS easily and respond to system needs in real time.

1.3.6 Network Infrastructure

BAS networks typically use Ethernet and BACnet protocols for data communication throughout a structured network of routers, switches, and cables. There are also wireless communication protocols like Zigbee for added flexibility. While some systems incorporate internet connections for remote monitoring and control, other systems focus on local networks for security and reliability.

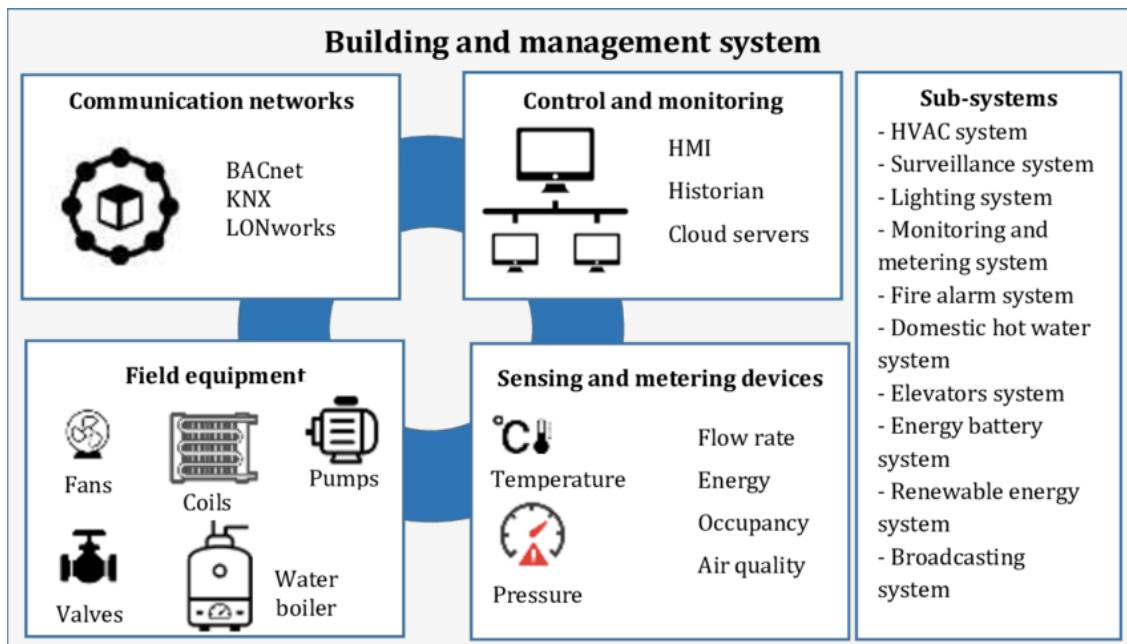


Figure 3: Building Automation System Components

1.4 Networks and Communication Protocols of BAS

BAS rely heavily on network communications to manage, monitor, and control various systems within buildings. Effective network communication ensures that HVAC, lighting, security, and other building systems operate to achieve the intended function and the programmed sequence of operation. This section explores the fundamental aspects of network communications in building automation, including key communication protocols that enable interoperability between different devices and systems.

1.4.1 Building Automation Networks

BAS networks often involve numerous devices communicating across various protocols. These networks range from simple, single-purpose connections to complex, multi-protocol systems. BAS networks typically consist of routers, switches, and cables connected to field devices, controllers, operator workstations and other BAS components allowing different parts of the automation system to work together to achieve operational functionalities. Reliable network communication allows these components to exchange data, perform commands, and provide feedback to achieve intended sequences of operation, and enhance the building's efficiency, safety, and comfort.

1.4.2 Key Communication Protocols in Building Automation

There are several communication protocols that are pivotal in building automation, and enable diverse devices from different manufacturers to interact. These protocols ensure that information is transmitted accurately and efficiently within the network.

1.4.2.1 BACnet (Building Automation and Control Network)

BACnet is an open communication protocol developed initially in 1987 specifically for building automation. It allows various systems such as HVAC and lighting systems to communicate seamlessly across the BAS network. BACnet supports both wired and wireless communications, providing flexibility in network design. BACnet devices use a range of physical layers, including Ethernet, EIA-485, and IP-based networks. Refer to Figures 4 and 5 below to learn more on BACnet network data transmission and network layers.

1.4.2.2. Modbus

Modbus is another widely used protocol in industrial and building automation applications. Originally designed for serial communication, Modbus has evolved to include Modbus TCP/IP, allowing it to operate over Ethernet networks. Modbus is known for its simplicity and is often used for communication between electronic devices, especially in HVAC and energy management applications.

1.4.3 Ethernet Networks

Ethernet is a networking technology that supports building automation protocols such as BACnet/IP and Modbus TCP/IP. The widespread adoption and high data transfer rates of Ethernet makes it a preferred choice for network backbones. Ethernet also supports the integration of devices within IP networks, enabling remote monitoring and control over the Internet.

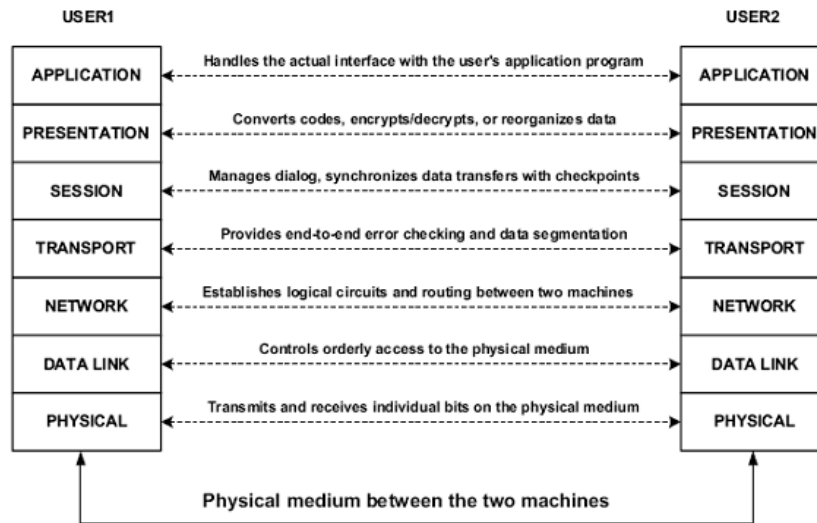


Figure 4: Open Systems Interconnection Network Model

BACnet Layers								Equivalent OSI Layers
BACnet Application Layer								Application
BACnet Network Layer								Network
ISO 8802-2 (IEEE 802.3) Type 1		MS/TP	PTP	LonTalk	BVLL (Annex J)	BVLL (Annex U)	BZLL	Data Link
ISO 8802-3 (IEEE 802.3)	ARCNET	EIA-485	EIA-232		IPv4	IPv6	Zigbee	Physical

Figure 4-2. BACnet collapsed architecture.

Figure 5: BACNet Layers and Equivalent OSI Layers

1.5 Network Topologies in Building Automation

The physical layout, or topology, of a building automation network significantly affects its performance and reliability. Common topologies include:

1.5.1 Daisy-Chain (or Point-to-Point)

This topology connects each device to the next in a series, with the last device terminating the chain. EIA-485 (RS-485) networks often use daisy-chain configurations due to their simplicity and cost-effectiveness.

1.5.2 Star

Devices connect to a central hub or switch. Ethernet networks frequently use star topologies, as they provide centralized control and scalability.

1.5.3. Ring

In a ring topology, each device connects to two others, forming a closed loop. While less common, this topology can offer redundancy, as data can travel in both directions. Refer to Figures 6 and 7 below for illustrations on BAS networks and network topologies.

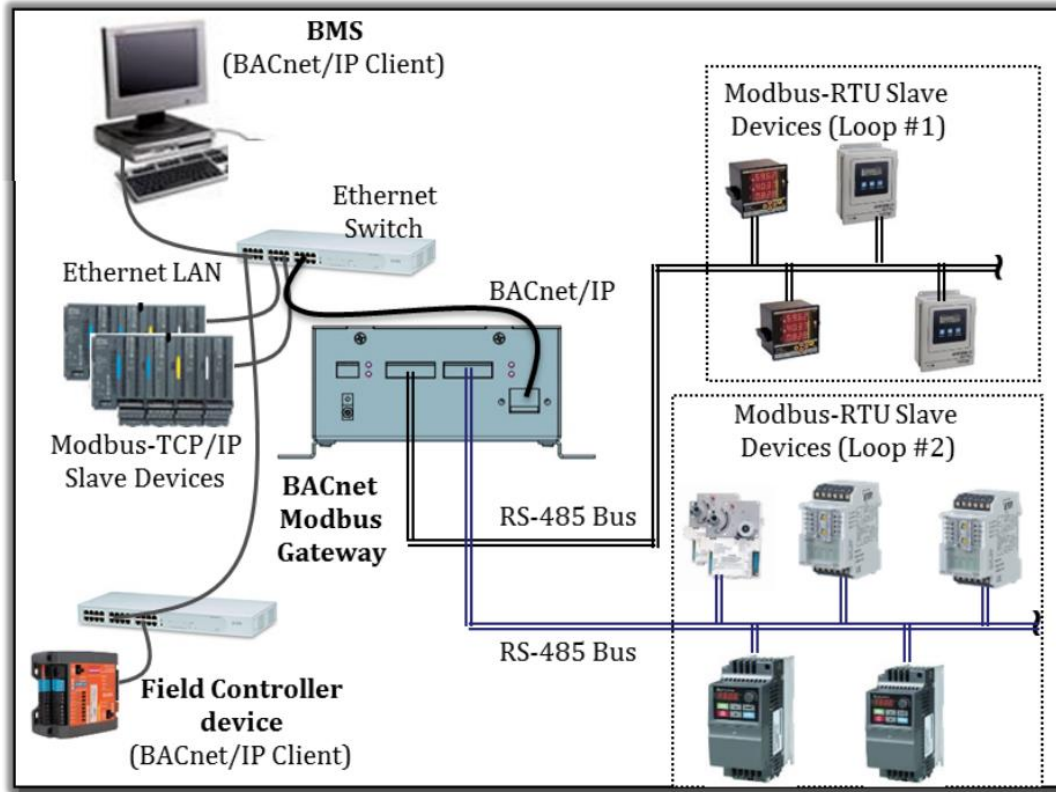


Figure 6: Building Automation System Network Example

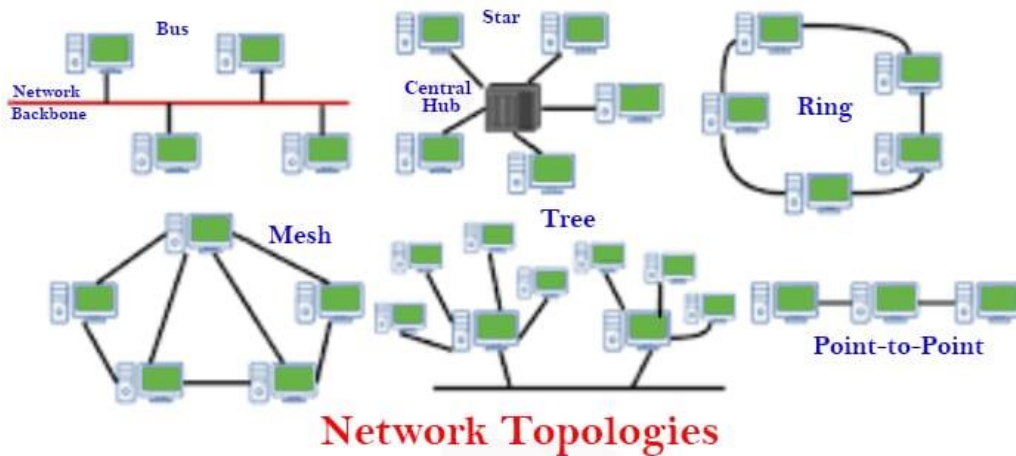


Figure 7: Network Topologies Examples

2.0 Introduction to Energy Efficiency in Building Automation

Energy efficiency in building automation is essential due to the rising need to optimize energy usage and reduce operational greenhouse gas emissions in buildings. BAS play a critical role in optimizing energy consumption by controlling and monitoring various building functions. Specifically, efficient HVAC automation can significantly reduce energy use while maintaining indoor air quality and comfort.

2.1 Principles of Efficient HVAC System Operation

The following principles apply to operating heating and cooling plants in buildings in an energy-efficient manner:

- Demand-dependent air distribution: Supply air should be processed (heating, cooling, humidify, and dehumidify) depending on demand, only in the appropriate amount and demand (outside air ratio, temperature, humidity).
- The energy from exhaust air should be used for energy recovery.
- Minimize losses at air handling and in distribution networks.
- Correct balancing of air volume is required to be able to use the design air volume under all operating conditions per room or zone.
- Shut down all plants or parts of plants if no demand is pending.
- Adapt operating times to occupancy.
- Group and provide common supply to areas with the same use or similar behavior (building orientation with the corresponding solar radiation for example).
- Maintain room conditions such as temperature, humidity, and air quality within comfort range during occupancy.
- Define an operating concept with information on room conditions, occupancy, and operating times, etc.
- Demand-oriented energy transfer to achieve comfortable room conditions.

- For unintentional user interventions (e.g. ventilation losses from open windows), energy transfer is reduced and then only released again in case safety limits are breached.

2.2 HVAC Automation and Control Parameters

It's important to understand control parameters that contribute to efficient operation of HVAC systems. These parameters operate at different levels, from controlling air volume and temperature in individual rooms to managing air distribution throughout a building. By integrating advanced control mechanisms, these systems can adjust in real time based on occupancy, air quality, and other conditions.

2.2.1 Room Level Control Parameters (General)

- At the room level, HVAC systems focus on precise control of environmental conditions tailored to individual spaces. This involves managing the airflow, temperature, humidity, and air quality based on the specific needs of the zone. The room-level controls help ensure that each space receives the appropriate level of ventilation and conditioning without wasting energy on unoccupied or low-demand areas.

Below are typical parameters controlled at the room-level:

- Air volume control
- Supply air temperature control
- Air humidity control
- Air quality control (outside air to supply air ratio)
- Integrated individual room control
 - Occupancy
 - Window contact to limit energy loss in room
 - Demand signals for air volume, temperature, humidity, and air quality

2.2.2 Distribution Level Control Parameters (General)

- The distribution section of the ventilation and air conditioning system focuses on managing the air movement throughout the building, ensuring that air is appropriately distributed to various zones based on demand. This involves controlling the volume of air sent to different areas, regulating static pressure within the ducts, and treating the air before it reaches specific zones (e.g., heating, cooling, humidifying, or dehumidifying). Distribution systems ensure that air is delivered where it's needed most, adjusting dynamically to match the requirements of individual spaces, and thus optimizing overall energy efficiency. By using techniques like Variable Air Volume (VAV) systems and displacement ventilation, the system can reduce energy waste by supplying only the amount of conditioned air required for each zone. This part of the system is essential in maintaining balance across the building, especially in large facilities where different areas may have vastly different temperature and air quality requirements. Below are typical parameters controlled at the distribution-level:

- Air volume control (Supply air volume)
- Static pressure control in air ducts
- Heating
- Cooling
- Humidification

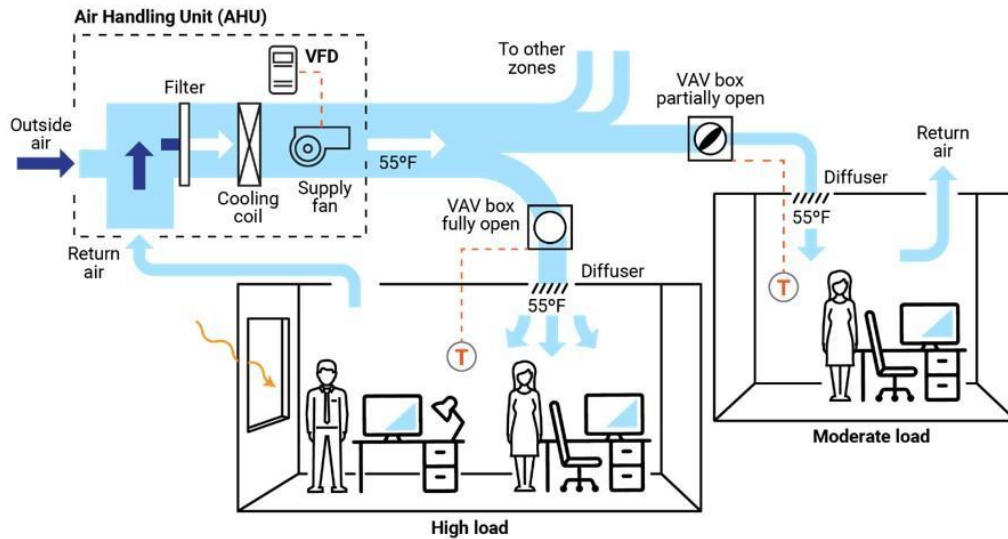


Figure 8: VAV System Illustration

3.0 Demand Response and BAS

Demand Response (DR) plays a pivotal role in managing peak electricity demand in buildings. DR refers to the modification of energy usage by building systems during peak demand periods, typically to reduce load in response to price signals or grid emergencies. DR is essential for improving electricity market performance, reducing grid stress, and managing rising electricity costs. In the context of BAS, DR becomes an effective tool to dynamically adjust energy consumption in response to external signals.

3.1 Role of BAS in DR

BAS provide automated control capabilities that can be leveraged for DR. Demand Side Management (DSM) frameworks classify load management into three categories: energy efficiency, daily peak load management, and DR. For DR, buildings can rely on BAS to dynamically reduce loads during DR events. The main strategies are:

- Demand Limiting: Reducing energy use when demand nears pre-determined thresholds.
- Demand Shifting: Shifting energy usage from peak periods to off-peak times.
- Demand Shedding: Temporarily reduce non-essential loads during critical peak periods.

3.2 Automated Demand Response (ADR)

Automated Demand Response (ADR) use BAS to automatically respond to DR events without human intervention. The architecture of this system allows buildings to receive DR signals and automatically adjust energy consumption based on pre-programmed strategies without manual human controls. The ADR infrastructure involves sending DR signals to the building's BAS, which then executes demand-limiting or shedding strategies in an automated fashion. For example, during a DR event, the system might automatically increase the setpoint for cooling systems to reduce electricity consumption.

Multiple case studies have been conducted that demonstrate the potential of ADR in reducing peak demand. One study in California demonstrated the use of global setpoint adjustments, which raised the cooling setpoint from 72°F to 78°F, reducing peak demand by 811 kW with no thermal comfort complaints. Similarly, DR trials conducted at multiple sites showed peak demand reductions ranging from 8% to 56%.

In these case studies, the buildings with advanced BAS were able to participate in DR programs by automating the reduction of HVAC and lighting loads during peak demand periods. The results showed significant demand savings, particularly in buildings using advanced DDC-based BAS.

The Demand Response Research Center (DRRC) has focused on developing ADR strategies for large commercial buildings. ADR trials have shown that buildings with BAS can automate demand reductions in response to price signals, significantly lowering electricity consumption during peak periods.

In New York City for example, the integration of DR strategies in buildings like the New York Times headquarters has demonstrated the potential of BAS-enabled DR. By combining advanced shading, lighting controls, and HVAC controls, buildings can dynamically adjust energy use to participate in DR programs without compromising occupant comfort.

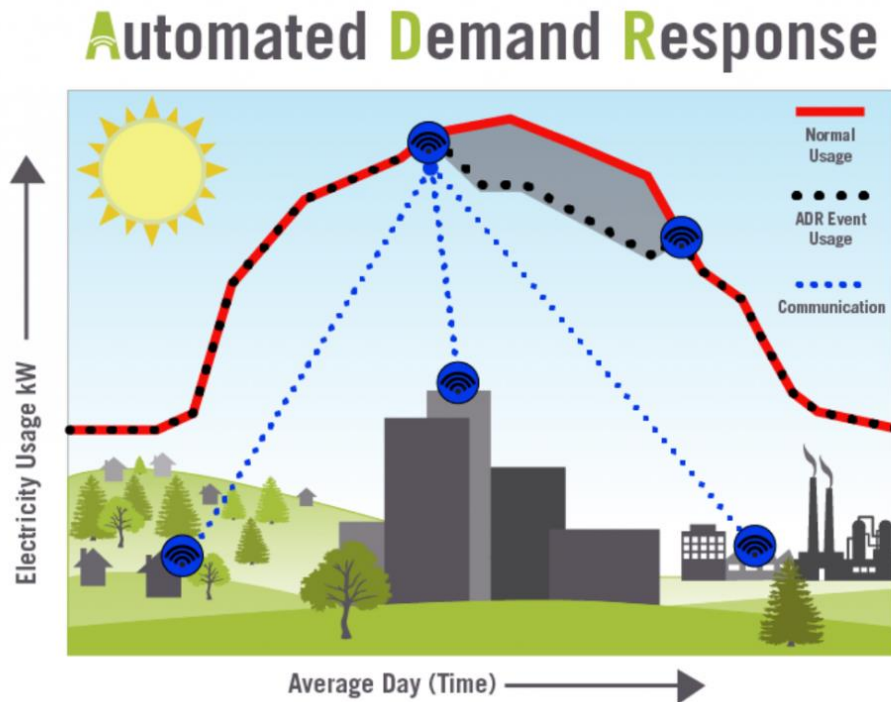


Figure 9: Automated Demand Response (ADR) Illustration

4.0 Predictive Maintenance

Predictive maintenance is a data-driven strategy used to identify potential equipment failures before they happen. Instead of relying on reactive maintenance (after equipment fails) or scheduled preventive maintenance (based on fixed intervals), predictive maintenance uses real-time data to predict when maintenance will be required. Predictive maintenance strategies assist building operators in optimizing their operation and maintenance activities, resulting in reliability improvement of critical systems and minimizing equipment downtime.

4.1 Wireless Predictive Maintenance

Traditional asset reliability programs in buildings often face several challenges, such as high costs for sensor installation and setup, time-consuming configuration processes, and the complexity of wired networks. Many facilities rely on extensive cabling and costly hardware to implement monitoring solutions, which can be inefficient and cumbersome for large or complex buildings. Modern predictive maintenance solutions use wireless instrumentation, which significantly

reduces setup requirements. Wireless sensors can be deployed quickly, leveraging existing IT infrastructure like Wi-Fi or cellular networks, and providing real-time data on equipment health without the need for costly and labor-intensive installations.

The introduction of wireless instrumentation was a game-changer for predictive maintenance. Wireless sensors allow building operators to monitor critical equipment continuously and in real time, without the need for extensive wiring or IT infrastructure. These sensors collect a variety of data, including equipment vibration and sound which are used to predict equipment performance and diagnose potential faults. Benefits of using wireless sensors in predictive maintenance include:

- **Ease of Installation:** Wireless sensors are “plug and play” devices that can be easily mounted on equipment, such as motors, pumps, and compressors.
- **Cost-Effective:** By avoiding the need for complex and expensive wiring, wireless sensors reduce both installation and operational costs.
- **Flexibility:** These sensors can be added or adjusted on demand, allowing building operators to scale their monitoring solutions as needed.

4.2 Real-Time Monitoring and Data Analytics

The core of predictive maintenance lies in continuous monitoring and data analysis. Sensors collect data on various parameters, such as vibration levels, temperature, RPM, and magnetic flux. This data is then transmitted to a cloud-based analytics platform where advanced algorithms analyze the equipment's health. Using these analytics, BAS can identify anomalies and inefficiencies in real time. Early detection of these issues allows facility managers to intervene before a fault leads to equipment failure, reducing downtime and avoiding costly repairs.

4.3 Predicting Equipment Failures

One of the most important features of predictive maintenance is its ability to predict remaining useful life (RUL) of equipment. By analyzing historical and real-time data, predictive models can forecast when equipment is likely to fail, allowing for proactive maintenance planning. This approach enables building operators to plan maintenance activities in advance, avoid unnecessary maintenance on healthy equipment, and reduce unplanned downtime as a result of equipment failures. Furthermore, predictive maintenance systems provide early warnings of potential issues

through anomaly detection, enabling building operators to investigate and resolve issues before they become critical.

4.4 Predictive Maintenance Integration with BAS

Predictive maintenance solutions can seamlessly integrate with BAS to provide comprehensive monitoring and analysis of building equipment. The integration allows data from sensors to be fed into a centralized platform where it can be correlated with other building data, such as HVAC performance, lighting systems, and energy consumption. This integration provides building operators with a holistic view of their building's performance, allowing them to make data-driven decisions to improve efficiency and reduce operational costs. Additionally, predictive maintenance systems can integrate with existing Computerized Maintenance Management Systems (CMMS), Enterprise Asset Management (EAM) platforms, and Enterprise Resource Planning (ERP) systems, ensuring maintenance information is transmitted across various systems.

4.5 Edge Analytics

Edge analytics refers to the processing of data at the sensor level, allowing for faster identification of equipment issues without the need to send all data to the cloud. This approach reduces latency and ensures that critical equipment issues are detected as soon as they arise. In the context of predictive maintenance, edge analytics allows building systems to detect faults in real time, even when network connectivity is intermittent.

The ability to process data locally also reduces the overall bandwidth requirements for cloud communication, making predictive maintenance solutions more efficient and scalable for large commercial buildings.

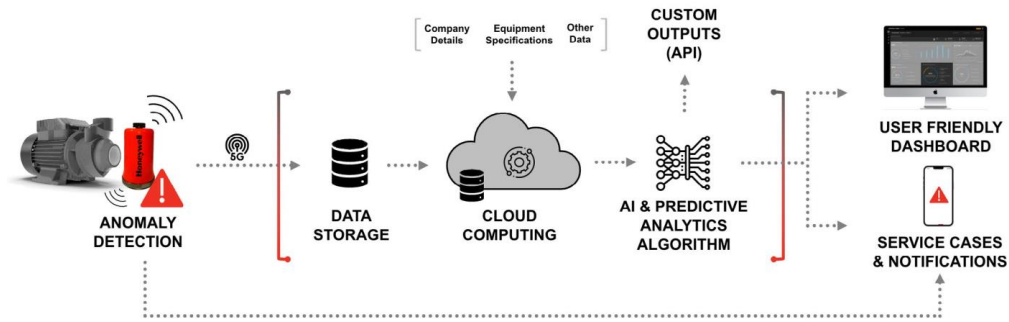


Figure 10: Predictive Maintenance Solution Example - Honeywell Forge Performance+ for Buildings

5.0 BAS Integration with Renewable Energy Systems

The integration of BAS with renewable energy systems is crucial due to the rising need for sustainable and efficient building energy solutions. Renewable energy sources such as solar, wind, and geothermal can be effectively managed and optimized through BAS to reduce reliance on traditional power grids and lower greenhouse gas emissions. However, challenges arise when integrating buildings with renewable energy sources, including intermittency of solar and wind power, variability in energy production and storage capacity, and the need for sophisticated control systems to manage energy flows. BAS can integrate renewable energy systems into a building’s energy infrastructure by connecting solar panels, wind turbines, or geothermal systems to the central control system. The integration process typically involves monitoring energy production, managing energy storage, and balancing energy supply and demand as follows:

- **Solar Energy Integration:** BAS can monitor and control photovoltaic (PV) systems to optimize solar energy production. For example, it can track solar panel performance, adjust energy use based on solar availability, and store excess energy in batteries for later use.
- **Wind Energy Integration:** In buildings connected to wind energy systems, BAS can manage the variability of wind power generation. By continuously monitoring wind speed and

power output, BAS can determine the best times to store energy or feed it into the building's energy system.

- **Geothermal Energy Integration:** Geothermal systems are used for heating and cooling in buildings by leveraging the earth's temperature beneath the earth's surface. BAS can control the flow of energy between the geothermal heat pumps and the building, ensuring that the heating and cooling systems operate efficiently. The BAS can also manage geothermal energy storage and distribution to maintain a comfortable indoor environment while minimizing energy consumption.

5.1 Energy Storage and BAS

One of the key components of integrating renewable energy into building energy systems is energy storage. Renewable energy sources such as solar and wind are intermittent, meaning energy production may not always match the building's energy demands. Energy storage systems, such as batteries, are essential for storing excess energy produced during periods of high production and releasing it when needed.

BAS can manage these energy storage systems by:

- Monitoring battery levels and ensuring they are charged during times of excess production.
- Controlling the discharge of stored energy when renewable energy generation is low or demand is high.
- Coordinating energy storage with other energy management strategies, such as demand response and load shifting.

By managing energy storage effectively, BAS ensures that buildings can make the most of renewable energy and reduce reliance on grid-supplied power.

5.2 Load Balancing and Demand Response

Renewable energy integration requires efficient load balancing to match energy supply with demand. BAS can adjust building systems in real-time to respond to fluctuations in renewable energy production. For instance, during periods of high solar power generation, BAS can reduce reliance on grid power and increase the use of solar power to meet building demands.

In addition, BAS can participate in demand response programs by adjusting building energy consumption in response to external signals from the grid. This is particularly useful when integrating renewable energy systems, as it allows buildings to reduce consumption during peak periods or when renewable energy production is low.

Integrating BAS with renewable energy systems offers numerous benefits for building owners, operators, and the environment:

- BAS helps optimize the use of renewable energy, reducing the need for grid electricity and lowering energy costs.
- By maximizing the use of clean energy, buildings can reduce their carbon footprint and contribute to environmental sustainability goals.
- With energy storage systems managed by BAS, buildings can maintain energy supply even during grid outages or periods of low renewable energy production.

5.3 Challenges in BAS and Renewable Energy Integration

While integrating BAS with renewable energy systems offers significant benefits, there are challenges to consider:

- **Intermittency of Renewable Energy:** Solar and wind energy production can be intermittent, requiring sophisticated energy storage and control systems to manage supply and demand effectively.
- **Cost of Implementation:** The initial costs of integrating renewable energy systems and BAS can be high, though long-term savings can offset these expenses.
- **Interoperability Issues:** Ensuring that BAS can communicate effectively with various renewable energy systems and storage solutions can be complex, requiring robust system integration and standardization.



Figure 11: BAS Integration with Renewable Energy

Glossary of Terms:

Actuators: Devices that move or control the flow of fluids (such as air or water) in building systems through actuating dampers and valves.

Air Handling Unit (AHU): The component of the HVAC system that conditions and circulates air.

Air Quality Control: The process of monitoring and managing indoor air quality through sensors and system adjustments.

Air Volume Control: The regulation of air volume supplied by HVAC systems based on real-time demand through BAS.

Alarm Management: BAS functionality that generates alerts when systems deviate from set parameters or fail.

BACnet: A widely-used communication protocol for BAS that allows different building systems to communicate.

BAS Controllers: Devices that process sensor data and send commands to adjust parameters of building systems according to sequences of operation.

Building Automation System (BAS): Centralized systems that automate, control, and manage building systems such as plumbing, HVAC, lighting, and life safety systems.

Carbon Dioxide (CO₂) Sensor: A sensor that measures CO₂ levels, helping BAS control air quality in buildings.

Closed Protocols: Proprietary communication protocols that limit interoperability between BAS devices from different manufacturers.

Cloud-Based Monitoring: The practice of using cloud services to monitor BAS data for analysis and optimization.

Commissioning: The process of testing and verifying that building systems are installed and operate as intended.

Communication Protocols: Standardized methods of communication between BAS devices. Common BAS protocols include BACnet and Modbus.

Data Analytics: The analysis of data collected by BAS to optimize building performance and identify potential improvements.

Daylight Harvesting: A BAS feature that adjusts artificial lighting based on available natural daylight to save energy.

Demand Response (DR): A building operational strategy where building energy usage is adjusted during peak demand times to reduce strain on the electrical grid.

Demand-Controlled Ventilation (DCV): A ventilation strategy typically controlled through CO₂ levels in spaces where outdoor airflow rates are adjusted to control CO₂ levels in spaces.

Differential Pressure Sensor: A sensor that measures pressure differential in HVAC systems.

Ethernet: Networking infrastructure component used in BAS to enable high-speed communication between devices.

Energy Management and Control System (EMCS): Similar to BAS, but focused specifically on managing energy consumption.

Energy Metering: BAS capability to measure and track energy consumption in different building systems.

Energy Recovery: Systems that capture waste energy (like heat) and reuse it for efficiency.

Fault Detection and Diagnostics (FDD): BAS tools that detect and diagnose equipment faults, allowing for timely maintenance.

Fault Tolerance: The ability of BAS to continue operating despite the failure of certain components.

Feedback Loop: A process where sensor data informs the BAS, which adjusts systems based on that data.

Field Devices: Hardware components like airflow monitors and differential pressure sensors that monitor and control parameters under BAS control.

Filter Monitoring: A BAS function that tracks the condition of HVAC filters to alert building operators when maintenance is needed, usually through differential pressure sensors.

Free Cooling: An energy-saving technique to cool buildings by using outdoor air when conditions permit.

Gateway: A device that allows communication between different BAS systems or protocols.

Graphical User Interface (GUI): A visual display that allows BAS operators to control and monitor building systems.

Humidity Control: Management of indoor humidity levels using humidifiers and dehumidifiers.

Humidity Sensor: A device that measures the moisture level in the air and reports it to the HVAC control system for climate control.

HVAC (Heating, Ventilation, and Air Conditioning): Systems in buildings that regulate temperature, humidity, and air quality.

Integration: The ability of BAS to combine different building systems (e.g., lighting, security, HVAC) into one centralized system and platform.

Lighting Control: The automation of the level of lighting in a building through BAS or stand-alone controls.

Load Shedding: BAS action to reduce non-critical energy loads during peak demand to prevent grid overload.

Modbus: A communication protocol used for industrial and building automation applications.

Network Infrastructure: The physical and digital setup that allows BAS components to communicate, including cabling, routers, and switches.

Occupancy-Based Control: BAS functionality that adjusts systems like lighting and HVAC based on real-time occupancy data.

Occupancy Sensors: Sensors that detect the presence of people in a space to adjust lighting, HVAC, and other systems.

Occupant Comfort: A set of parameters associated with the comfort of building occupants, typically controlled by BAS, and related to temperature, humidity, lighting, and air quality.

Open Protocols: Standardized communication protocols that allow devices from different manufacturers to work together in a BAS.

Pneumatic Control Systems: Early automation systems that used air pressure to control HVAC components in buildings.

Predictive Maintenance: Maintenance driven by data from BAS, predicting system failures before they happen.

Real-Time Monitoring: Continuous real-time monitoring of the parameters associated with building systems through BAS to detect and respond to operational changes instantly.

Remote Access: The ability to access and control BAS from off-site locations via the internet.

Retro-Commissioning: Updating and optimizing older systems to improve efficiency and performance.

Room-Level Control: BAS management of individual spaces in a building, such as temperature and lighting.

Scheduling: The ability of BAS to automate system operations (e.g., HVAC, lighting) based on predefined time schedules.

Sensors: Devices that measure physical parameters like temperature, humidity, occupancy, and light intensity.

Sequence of Operations: A predefined set of instructions for BAS to follow when operating building systems.

Setpoint: The target value for system parameters (e.g., temperature) that BAS uses to regulate systems.

Static Pressure Control: Control process of regulating pressure within HVAC ducts to maintain airflow balance.

Supervisory Control: The high-level control by BAS that oversees all building systems, ensuring they work together optimally.

Thermal Zoning: The division of a building into zones with independent climate control.

Thermostat: A temperature sensor and control device used to regulate temperature in HVAC systems.

User Interface (UI): The control dashboard or software where operators monitor and adjust BAS settings.

Variable Air Volume (VAV) Systems: A type of air terminal that adjusts airflow based on demand.

Zigbee: A wireless communication standard used in BAS to connect devices together without physical cables.

References:

- [1] Katipamula, S. (2019). Building automation: Where is it today and where it should be. 2019 IEEE 15th International Conference on Automation Science and Engineering. Pacific Northwest National Laboratory. <https://www.pnnl.gov/sites/default/files/media/file/PNNL-SA-146649.pdf>
- [2] Sathyabama Institute of Science and Technology. (n.d.). Unit 1 - Building Automation Systems – SAR1615. Retrieved from https://sist.sathyabama.ac.in/sist_coursematerial/uploads/SAR1615.pdf
- [3] Contemporary Controls. (2017). Network Communications for Buildings. Retrieved from <https://www.ccontrols.com/pdf/NCB2015.pdf>
- [4] Intelligent Systems and Engineering Services. (n.d.). Impact of Legacy Control Systems. Retrieved from <https://info.isescorp.com/blog/impact-of-legacy-control-systems>
- [5] YouTube. (2020). Pneumatic Building Automation Basics. Retrieved from <https://www.youtube.com/watch?app=desktop&v=tTZGfT6nXA0>
- [6] WEBIR Automation and Control Service Ltd. (n.d.). Building Automation Systems. Retrieved from <https://webir.ca/services/building-automation-systems/>
- [7] ResearchGate. (n.d.). Overview of a Typical Building Automation and Management System. Retrieved from https://www.researchgate.net/figure/Overview-of-a-typical-building-automation-and-management-system_fig1_356069165
- [8] KaaIoT. (n.d.). Smart Building Solutions for Residential and Commercial Units. Retrieved from <https://www.kaaiot.com/iot-dashboards/building-management-system>
- [9] Cimetrics. (2020). BACnet Protocol Stack Tutorial Part 1. Retrieved from <https://www.cimetrics.com/blogs/news/bacnet-protocol-stack-tutorial>
- [10] Chipkin Automation Systems. (n.d.). BACnet - How is the BACnet Architecture Designed? Retrieved from <https://store.chipkin.com/articles/bacnet-how-is-the-bacnet-architecture-designed>
- [11] PiEmbSysTech. (n.d.). Topology in Computer Network and Their Types. Retrieved from <https://piembssystemtech.com/topology-in-computer-network-and-their-types/>

- [12] ProtoSense Technologies. (2019). BACnet Modbus Gateway. Retrieved from https://protosensetech.com/assets/docs/PST_GW_BIP-MB_DS_v7.49232306.pdf
- [13] Contemporary Controls. (2009, March). Connecting BACnet Devices to an IP Infrastructure. Retrieved from <https://www.automatedbuildings.com/news/mar09/articles/cctrls/090220020828cctrls.htm>
- [14] Medford Energy Committee. (n.d.). Automated Demand Response. Retrieved from <https://medfordenergy.org/gogreen/automated-demand-response/>
- [15] Innodez Engineering. (2024). Optimizing Building Efficiency with Smart Mechanical Systems. Retrieved from <https://www.innodez.com/optimizing-building-efficiency-with-smart-mechanical-systems/>
- [16] Siemens Building Technologies. (2012). Energy Efficiency in Building Automation and Control: Application Guide for Ventilation and Air Conditioning. Retrieved from https://www.sitrain-learning.siemens.com/dam/jcr:5a74de84-30e6-43aa-8c1b-b5579ae88530/App_Guide_VAC.pdf
- [17] Qiang, G., Tang, S., Hao, J., Di Sarno, L., Wu, G., & Ren, S. (2023). Building Automation Systems for Energy and Comfort Management in Green Buildings: A Critical Review and Future Directions. Retrieved from <https://www.sciencedirect.com/science/article/abs/pii/S1364032123001570>
- [18] Honeywell. (2024). Honeywell Forge Performance+ for Buildings: Predictive Maintenance Asset Reliability Brochure. Retrieved from <https://buildings.honeywell.com/content/dam/hbtbt/en/documents/downloads/Predictive-Maintenace-Asset-Reliability-Brochure-05082024.pdf>
- [19] BACnet International. (2014). Introduction to BACnet: For Building Owners and Engineers. Retrieved from <https://www.ccontrols.com/pdf/BACnetIntroduction.pdf>
- [20] Kiliccote, S., Piette, M. A., & Hansen, D. (2006). Advanced Controls and Communications for Demand Response and Energy Efficiency in Commercial Buildings. Lawrence Berkeley National Laboratory. Retrieved from <https://eta-publications.lbl.gov/sites/default/files/59337.pdf>

[21] Pacific Northwest National Laboratory (PNNL). (n.d.). Variable Air Volume (VAV) Systems Operations and Maintenance. Retrieved from <https://www.pnnl.gov/projects/om-best-practices/variable-air-volume-systems>